

# PENKO Engineering B.V. When Weighing Counts

## FLEX Multi Channel Extended



### SPECIFICATIONS FLEX Multi Channel

#### For each individual weighing channel (channel 1-4)

Wiring	Full Wheatstone bridge with passive connections (6-wire system)
Sense system	Passive sense system
Excitation voltage	5VDC
Minimum bridge resistance	87Ω @ 5V excitation
Maximum bridge resistance	1245Ω @ 5V excitation
Number of load cells	1 channel 1 - 4 load cells 350Ω @ 5V excitation
	1 - 11 load cells 1000Ω @ 5V excitation
Sensitivity	Certified: 0.4μV minimum voltage for verification scale @ 5V excitation
	Non-certified: 0.1μV - 0.5μV @ 5V excitation
Selectable ranges	1, 1.5, 2, 2.5, 3mV/V
Input voltage unipolar @3mV/V	-1mV to 16mV
Input voltage bipolar @3mV/V	-16mV to 16mV
A/D conversion speed	1600 measurements per second
Internal resolution	24 bits
A/D converter type	Sigma-Delta, ratio metric, isolated from digital
Non linearity	< 0.005% of reading
Offset drift	< +/- 2 ppm/°C
Span drift	< +/- 2 ppm/°C
Display resolution	100,000 divisions max. (certified with 10,000 divisions)
Display step	x1, x2, x5, x10, x 20 x50, x100, x200
Decimal comma	Selectable between any digits of the display value
Digital filter	High performance digital filters 1-10Hz
Overall filter	0 to -48dB

# PENKO Engineering B.V. When Weighing Counts

## FLEX Multi Channel Extended

Calibration methods	Dead load and span with up to 8 point linearization
	Millivolt calibration
	G - CAL (Gravity correction)
Measurement functions	Automatic zero tracking, motion detection, zero, tare, preset tare, net mode, peak hold, valley hold, bar graphs, multi range, multi interval
Memory allocation	Calibration data flash, dynamic data in SRAM with battery backup
Real-time clock	Standard with rechargeable Lithium battery backup
Display methods	Each channel separate Total weight of selected channels
<b>SCREEN</b>	
Display type	High resolution TFT LCD 640 x 480 pixels, 256 colors, high brightness 500cd/m <sup>2</sup> , high contrast 350:1
Display functions	Completely menu driven with graphical user interface
Display rate	Selectable 1, 2, 3, 5, 10 or 25 updates/s
Display filter	0, -6, -12, -18, -24, -30, -36, -42, -48dB
Display filter range	Selectable in any range of the display value
Display suppression	Selectable in any range of the display value
Status enunciators	Zero, Net, No motion, Bar graph, I/O status
Display digits	6 digits with leading zero suppression, selectable height; 9 or 18mm
Display operation	Operate, configure and calibrate via: - Front panel (touch screen) - RS232 - Ethernet - USB
Touch screen	Glass screen, 2mm of resistive type
Display size	5.7 inch (145mm)
Display material	Front foil PET 175 $\mu$
<b>ENVIRONMENTAL</b>	
Operating temperature	-10°C to +40°C [14°F to 104°F]
Storage temperature	-20°C to +70°C [-4°F to 158°F]
Relative humidity	Max. 85% non-condensing



# PENKO Engineering B.V. When Weighing Counts



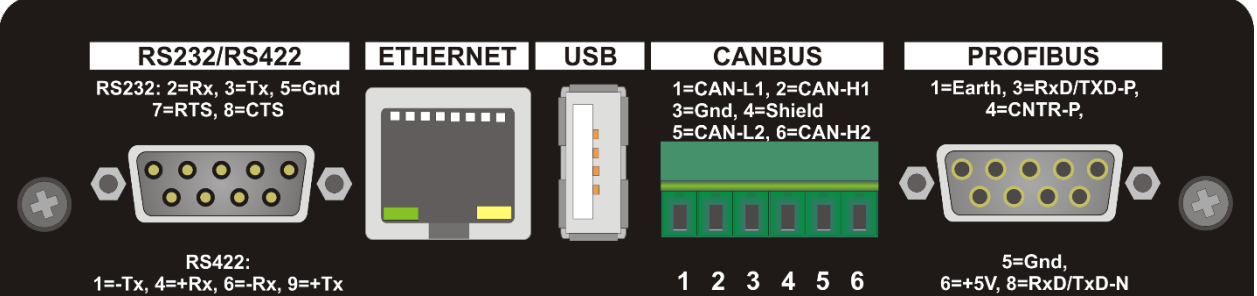
## FLEX Multi Channel Extended

<b>APPROVALS</b>	
OIML R76	10,000d single or multi interval at $\geq 0,4\mu\text{V}$ scale interval
EU-type approval number	
MID certified	
OIML R51	Automatic catchweigher/checkweigher instrument
OIML R61	Automatic gravimetric filling instrument
OIML R106	Automatic rail weigh bridge
OIML R107	Discontinuous totalizer
EU-type approval number	TC7753
<b>ENCLOSURE</b>	
Material	Housing: extruded aluminum, black powder coating Front: machined aluminum, black anodized
Dimensions front (w*h*d)	170 x 150 x 5mm
Dimensions housing (w*h*d)	137.5 x 137.5 x 119mm
- panel cut out (w*h)	138.5 x 138.5mm
Weight without option boards	1700g
- option board 4 AI, 4 AO	120g
- option board 8 DI, 16 DO	75g
- option board 16 DI, 8 DO	75g
Mounting clips	2 mounting clips
Rubber seal	O-ring of mosrubber
Protection class	IP45 (or IP65 when built into a cabinet)



# PENKO Engineering B.V. When Weighing Counts


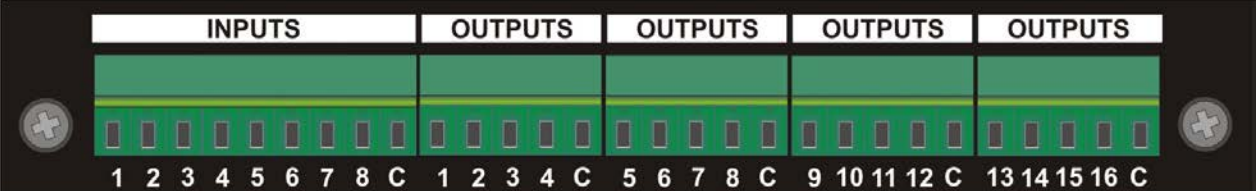
## FLEX Multi Channel Extended

ELECTRICAL OPTIONS	
	
AC power supply	100 - 240VAC 50/60Hz 20W max.
	
DC power supply	18 - 32VDC (24VDC type) 20W max.
STANDARD COMMUNICATION PORTS	
	
RS232 /RS422	Plain text/ASCII printer, Zebra ZPL protocol, PENKO ASCII, PENKO NPV slave and master, PENKO TP slave and master, Modbus RTU and ASCII, Hostlink Viewteq and PLC
Ethernet	PENKO TP protocol, plain text/ASCII printer, Zebra ZPL protocol, Modbus TCP, EtherNet/IP, Omron Fins, PENKO Buslink, PENKO Web interface
USB	Reporter, PENKO ASCII, TP slave Host functionality for USB storage (FAT16) or HID class keyboard or mouse
CANBUS	PENKO Buslink
OPTIONAL COMMUNICATION PORTS	
PROFIBUS	DP Slave



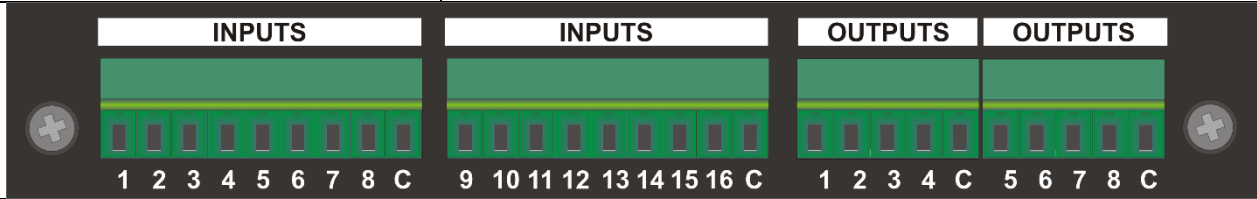
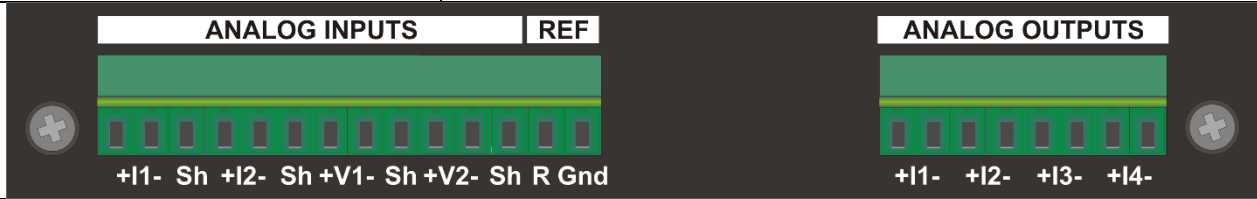
# PENKO Engineering B.V. When Weighing Counts

## FLEX Multi Channel Extended

<b>COMMUNICATION SOFTWARE</b>																													
Pi Mach II	PENKO configuration, update and backup/restore software (free)																												
PDI Client	PENKO configuration software (free)																												
Profibus	GSD file																												
EtherNet/IP	EDS file																												
<b>STANDARD DI &amp; DO AND LOAD CELL INTERFACE</b>																													
 <table border="1" data-bbox="203 724 1453 913"> <thead> <tr> <th>CHANNEL 1&amp;2</th> <th>CHANNEL 1&amp;3</th> <th>CHANNEL 2&amp;4</th> <th>CHANNEL 3&amp;4</th> </tr> </thead> <tbody> <tr> <td>+Vexc 8</td> <td>+Vexc 1</td> <td>+Vexc 9</td> <td>+Vexc 8</td> </tr> <tr> <td>+Sense 1</td> <td>+Sense 2</td> <td>+Sense 10</td> <td>+Sense 1</td> </tr> <tr> <td>-Vexc 2</td> <td>-Vexc 3</td> <td>-Vexc 11</td> <td>-Vexc 2</td> </tr> <tr> <td>-Sense 3</td> <td>-Sense 4</td> <td>-Sense 12</td> <td>-Sense 3</td> </tr> <tr> <td>+In 4</td> <td>+In 5</td> <td>+In 13</td> <td>+In 4</td> </tr> <tr> <td>-In 5</td> <td>-In 6</td> <td>-In 14</td> <td>-In 5</td> </tr> </tbody> </table>		CHANNEL 1&2	CHANNEL 1&3	CHANNEL 2&4	CHANNEL 3&4	+Vexc 8	+Vexc 1	+Vexc 9	+Vexc 8	+Sense 1	+Sense 2	+Sense 10	+Sense 1	-Vexc 2	-Vexc 3	-Vexc 11	-Vexc 2	-Sense 3	-Sense 4	-Sense 12	-Sense 3	+In 4	+In 5	+In 13	+In 4	-In 5	-In 6	-In 14	-In 5
CHANNEL 1&2	CHANNEL 1&3	CHANNEL 2&4	CHANNEL 3&4																										
+Vexc 8	+Vexc 1	+Vexc 9	+Vexc 8																										
+Sense 1	+Sense 2	+Sense 10	+Sense 1																										
-Vexc 2	-Vexc 3	-Vexc 11	-Vexc 2																										
-Sense 3	-Sense 4	-Sense 12	-Sense 3																										
+In 4	+In 5	+In 13	+In 4																										
-In 5	-In 6	-In 14	-In 5																										
8 digital inputs	Optical isolated, 1 common, 18-28VDC, PNP or NPN Input 1 to 4 normal or counter input <= 1kHz																												
4 digital outputs (level contact)	Isolated PhotoMOS outputs, 1 common, max. 35VDC or VAC, 0.5A nominal, 1A Surge (thermal fuse 0.5A), PNP or NPN																												
<b>OPTION BOARDS FOR 1 AVAILABLE SLOTS</b>																													
Option 1: FLEX 8DI16DO																													
																													
8 digital inputs	Optical isolated, 1 common, 18-28VDC, PNP or NPN Input 1 to 4 normal or counter input <= 1kHz																												
16 digital outputs (level contact)	Isolated PhotoMOS outputs, 4 commons, max. 35VDC or VAC, 0.5A nominal, 1A Surge (thermal fuse 0.5A), PNP or NPN																												

# PENKO Engineering B.V. When Weighing Counts

## FLEX Multi Channel Extended

Option 2: FLEX 16DI8DO	
	
16 digital inputs	Optical isolated, 2 common, 18-28VDC, PNP or NPN Input 1 to 4 normal or counter input <= 1kHz
8 digital outputs (level contact)	Isolated PhotoMOS outputs, 2 commons, max. 35VDC or VAC, 0.5A nominal, 1A Surge (thermal fuse 0.5A), PNP or NPN
Option 3: Analog I/O	
	
4 analog inputs	2 x isolated voltage input, 16bit, 0 - 10VDC 2 x isolated current input, 16bit, 0/4 - 20/24mA
4 analog outputs	Isolated current outputs, 16bit, 0/4 - 20/24mA
Option 4: PT100/DI/DO/USB	
2 PT100 inputs	PT100 inputs
8 digital inputs	Optical isolated, 1 common, 18-28VDC, PNP or NPN
8 digital outputs (level contact)	Isolated PhotoMOS outputs, 2 commons, max. 35VDC or VAC, 0.5A nominal, 1A Surge (thermal fuse 0.5A), PNP or NPN
USB	Reporter, PENKO ASCII, TP slave Host functionality for USB storage (FAT16) or HID class keyboard or mouse

